


MUNICIPIO DE COQUIMATLAN, COL.
Sistema Integral de Contabilidad Gubernamental
ESTADO ANALITICO DEL EJERCICIO DEL PRESUPUESTO DE EGRESOS

Clasificación Administrativa

DEL 1 DE OCTUBRE AL 31 DE OCTUBRE DE 2023

Análisis por: Clasificación Administrativa

Clave Presupuestaria	Descripción	Aprobado Oct-Oct	Ampliaciones/ (Reducciones) Oct-Oct	Modificado Oct-Oct	DpC Oct-Oct	Devengado Oct-Oct	Pagado Oct-Oct	Subejercicio Oct-Oct
UP-UR-UE								
01	REGIDORES	266,445.26	-4,750.00	261,695.26	0.00	261,695.26	268,744.96	0.00
01 01	REGIDORES	266,445.26	-4,750.00	261,695.26	0.00	261,695.26	268,744.96	0.00
01 01 01	DESAPACHO DE REGIDORES	266,445.26	-4,750.00	261,695.26	0.00	261,695.26	268,744.96	0.00
02	PRESIDENCIA MUNICIPAL	239,708.13	24,298.04	264,006.17	0.00	264,006.17	253,689.58	0.00
02 01	PRESIDENCIA MUNICIPAL	239,708.13	24,298.04	264,006.17	0.00	264,006.17	253,689.58	0.00
02 01 01	DESAPACHO DE PRESIDENCIA	139,513.71	41,590.68	181,104.39	0.00	181,104.39	170,787.80	0.00
02 01 02	SECRETARIA PARTICULAR	100,194.42	-17,292.64	82,901.78	0.00	82,901.78	82,901.78	0.00
03	SECRETARIA DEL H AYUNTAMIENTO	767,821.13	-98,287.38	669,533.75	0.00	1,088,854.55	1,097,639.67	-
03 01	SECRETARIA DEL H AYUNTAMIENTO	767,821.13	-98,287.38	669,533.75	0.00	1,088,854.55	1,097,639.67	-
03 01 01	DESAPACHO DE SECRETARIA DEL H AYUNTAMIENTO	353,329.70	-46,346.76	306,982.94	0.00	306,982.94	312,409.66	0.00
03 01 02	DIRECCION DE ASUNTOS JURIDICOS	52,039.09	0.00	52,039.09	0.00	52,039.09	52,039.09	0.00
03 01 03	DIRECCION DE COMUNICACION SOCIAL	54,814.37	-247.86	54,566.51	0.00	473,887.31	473,587.31	-
03 01 04	DIRECCION DE CULTURA	60,699.90	-6,550.68	54,149.22	0.00	54,149.22	54,149.22	0.00
03 01 05	DIRECCION DE DEPORTES	108,231.70	-23,635.48	84,596.22	0.00	84,596.22	88,254.62	0.00
03 01 08	JUNTA MUNICIPAL DE PUEBLO JUAREZ	121,106.37	-21,506.60	99,599.77	0.00	99,599.77	99,599.77	0.00
03 01 09	COMISARIAS MUNICIPALES	17,600.00	0.00	17,600.00	0.00	17,600.00	17,600.00	0.00
04	OFICIALIA MAYOR	1,916,618.19	22,954.67	1,939,572.86	-	1,957,363.81	1,679,301.51	-
04 01	OFICIALIA MAYOR	1,916,618.19	22,954.67	1,939,572.86	-17,790.95	1,957,363.81	1,679,301.51	-17,790.95
04 01 01	DESAPACHO DE OFICIALIA MAYOR	636,021.34	99,706.30	735,727.64	-17,790.95	753,518.59	689,753.19	-17,790.95
04 01 03	DEPARTAMENTO DE RECURSOS HUMANOS	1,251,149.25	-77,846.30	1,173,302.95	0.00	1,173,302.95	959,006.05	0.00
04 01 05	DEPARTAMENTO DE INFORMATICA	29,447.60	1,094.67	30,542.27	0.00	30,542.27	30,542.27	0.00
05	TESORERIA MUNICIPAL	592,655.74	-59,371.46	533,284.28	0.00	533,284.28	532,969.28	0.00
05 01	TESORERIA MUNICIPAL	592,655.74	-59,371.46	533,284.28	0.00	533,284.28	532,969.28	0.00
05 01 01	DESAPACHO DE TESORERIA MUNICIPAL	498,795.37	-45,386.53	453,408.84	0.00	453,408.84	453,093.84	0.00
05 01 02	DIRECCION DE INGRESOS	20,002.44	0.00	20,002.44	0.00	20,002.44	20,002.44	0.00
05 01 03	DIRECCION DE EGRESOS Y CONTABILIDAD	41,097.69	-544.58	40,553.11	0.00	40,553.11	40,553.11	0.00
05 01 04	DIRECCION DE CATASTRO	32,760.24	-13,440.35	19,319.89	0.00	19,319.89	19,319.89	0.00
06	CONTRALOR MUNICIPAL	26,758.24	-500.00	26,258.24	0.00	26,258.24	26,258.24	0.00
06 01	CONTRALOR MUNICIPAL	26,758.24	-500.00	26,258.24	0.00	26,258.24	26,258.24	0.00
06 01 01	DESAPACHO DEL CONTRALOR MUNICIPAL	26,758.24	-500.00	26,258.24	0.00	26,258.24	26,258.24	0.00
07	DIRECCION DE OBRAS PUBLICAS, DESARROLLO URBANO Y ECOLOGIA	236,734.08	-57,173.57	179,560.51	-	3,675,168.36	3,016,783.90	-
07 01	DIRECCION DE OBRAS PUBLICAS, DESARROLLO URBANO Y ECOLOGIA	236,734.08	-57,173.57	179,560.51	-	3,675,168.36	3,016,783.90	-
07 01 01	DESAPACHO DE LA DIRECCION DE OBRAS PUBLICAS, DESARROLLO URBANO Y ECOLOGIA	236,734.08	-72,436.78	164,297.30	0.00	164,297.30	156,157.30	0.00
07 01 02	DEPARTAMENTO DE OBRAS PUBLICAS	0.00	15,263.21	15,263.21	-	3,510,871.06	2,860,626.60	-



MUNICIPIO DE COQUIMATLAN, COL.
Sistema Integral de Contabilidad Gubernamental
ESTADO ANALITICO DEL EJERCICIO DEL PRESUPUESTO DE EGRESOS


Clasificación Administrativa

DEL 1 DE OCTUBRE AL 31 DE OCTUBRE DE 2023

Análisis por: Clasificación Administrativa

Clave Presupuestaria	Descripción	Aprobado Oct-Oct	Ampliaciones/ (Reducciones) Oct-Oct	Modificado Oct-Oct	DpC Oct-Oct	Devengado Oct-Oct	Pagado Oct-Oct	Subejercicio Oct-Oct
UP-UR-UE								
08 DIRECCION DE SERVICIOS PUBLICOS		1,564,997.02	348,321.70	1,913,318.72	9,157.00	1,904,161.72	1,660,778.56	9,157.00
08 01 DIRECCION DE SERVICIOS PUBLICOS		1,564,997.02	348,321.70	1,913,318.72	9,157.00	1,904,161.72	1,660,778.56	9,157.00
08 01 01 DESPACHO DE LA DIRECCION DE SERVICIOS PUBLICOS		1,546,158.48	324,523.44	1,870,681.92	9,157.00	1,861,524.92	1,618,141.76	9,157.00
08 01 03 DEPARTAMENTO DE PARQUES Y JARDINES		7,276.01	35,360.79	42,636.80	0.00	42,636.80	42,636.80	0.00
08 01 04 DEPARTAMENTO DE RASTRO MUNICIPAL		600.00	-600.00	0.00	0.00	0.00	0.00	0.00
08 01 06 DEPARTAMENTO DE PANTEON		10,962.53	-10,962.53	0.00	0.00	0.00	0.00	0.00
09 DIRECCION DE SEGURIDAD PUBLICA, TRANSITO Y VIALIDAD		1,580,161.58	-204,573.23	1,375,588.35	0.00	1,375,588.35	1,416,862.64	0.00
09 01 DIRECCION DE SEGURIDAD PUBLICA, TRANSITO Y VIALIDAD		1,580,161.58	-204,573.23	1,375,588.35	0.00	1,375,588.35	1,416,862.64	0.00
09 01 01 SEGURIDAD PUBLICA, TRANSITO Y VIALIDAD		1,580,161.58	-204,573.23	1,375,588.35	0.00	1,375,588.35	1,416,862.64	0.00
10 DIRECCION DE DESARROLLO MUNICIPAL		161,174.05	10,386.87	171,560.92	0.00	171,560.92	171,060.92	0.00
10 01 DIRECCION DE DESARROLLO MUNICIPAL		161,174.05	10,386.87	171,560.92	0.00	171,560.92	171,060.92	0.00
10 01 01 DESPACHO DE LA DIRECCION DE DESARROLLO MUNICIPAL		58,616.04	10,709.62	69,325.66	0.00	69,325.66	68,825.66	0.00
10 01 02 DEPARTAMENTO DE PLANEACION		92,549.35	-322.75	92,226.60	0.00	92,226.60	92,226.60	0.00
10 01 04 DEPARTAMENTO DE DESARROLLO RURAL		10,008.66	0.00	10,008.66	0.00	10,008.66	10,008.66	0.00
11 ORGANISMOS PUBLICOS DESCENTRALIZADOS		676,551.63	-27,441.69	649,109.94	0.00	649,109.94	649,109.94	0.00
11 01 ORGANISMOS PUBLICOS DESCENTRALIZADOS		676,551.63	-27,441.69	649,109.94	0.00	649,109.94	649,109.94	0.00
11 01 01 DIF MUNICIPAL		676,551.63	-27,441.69	649,109.94	0.00	649,109.94	649,109.94	0.00
12 OBRA PUBLICA E INVERSION		4,000,000.00	-4,000,000.00	0.00	0.00	0.00	0.00	0.00
12 01 OBRA PUBLICA		4,000,000.00	-4,000,000.00	0.00	0.00	0.00	0.00	0.00
12 01 01 OBRA PUBLICA		4,000,000.00	-4,000,000.00	0.00	0.00	0.00	0.00	0.00
12 01 04 PROGRAMA PROAGUA URBANO		0.00	0.00	0.00	0.00	0.00	0.00	0.00
13 DEUDA PUBLICA		115,465.91	10,506.15	125,972.06	0.00	125,972.06	125,972.06	0.00
13 01 DEUDA PUBLICA		115,465.91	10,506.15	125,972.06	0.00	125,972.06	125,972.06	0.00
13 01 01 DEUDA PUBLICA		115,465.91	10,506.15	125,972.06	0.00	125,972.06	125,972.06	0.00
14 TRANSFERENCIAS, SUBSIDIOS Y AYUDAS		16,666.66	35,833.34	52,500.00	0.00	52,500.00	52,500.00	0.00
14 03 AYUDAS		16,666.66	35,833.34	52,500.00	0.00	52,500.00	52,500.00	0.00
14 03 01 AYUDAS SOCIALES A PERSONAS		16,666.66	35,833.34	52,500.00	0.00	52,500.00	52,500.00	0.00


TOTAL DEL GASTO: 12,161,757.62 -3,999,796.56 8,161,961.06 -607,939.12,085,523.66 10,951,671.26 -3,923,562.60



MUNICIPIO DE COQUIMATLAN, COL.
Sistema Integral de Contabilidad Gubernamental
ESTADO ANALITICO DEL EJERCICIO DEL PRESUPUESTO DE EGRESOS
 Clasificación Administrativa
DEL 1 DE ENERO AL 31 DE OCTUBRE DE 2023

Análisis por: Clasificación Administrativa

Clave Presupuestaria	Descripción	Aprobado Ene-Oct	Ampliaciones / (Reducciones) Ene-Oct	Modificado Ene-Oct	DpC Ene-Oct	Devengado Ene-Oct	Pagado Ene-Oct	Subejercicio Ene-Oct
UP-UR-UE								
01	REGIDORES	2,664,452.60	-39,650.30	2,624,802.30	0.00	2,624,802.30	2,623,802.30	0.00
01 01	REGIDORES	2,664,452.60	-39,650.30	2,624,802.30	0.00	2,624,802.30	2,623,802.30	0.00
01 01 01	DESAPACHO DE REGIDORES	2,664,452.60	-39,650.30	2,624,802.30	0.00	2,624,802.30	2,623,802.30	0.00
02	PRESIDENCIA MUNICIPAL	2,522,973.31	-132,961.79	2,390,011.52	0.00	2,390,011.52	2,349,510.76	0.00
02 01	PRESIDENCIA MUNICIPAL	2,522,973.31	-132,961.79	2,390,011.52	0.00	2,390,011.52	2,349,510.76	0.00
02 01 01	DESAPACHO DE PRESIDENCIA	1,372,422.79	170,083.82	1,542,506.61	0.00	1,542,506.61	1,502,005.85	0.00
02 01 02	SECRETARIA PARTICULAR	1,150,550.52	-303,045.61	847,504.91	0.00	847,504.91	847,504.91	0.00
03	SECRETARIA DEL H AYUNTAMIENTO	7,898,706.00	1,838,819.63	9,737,525.63	5,763.35	8,405,117.43	8,401,717.43	1,332,408.00
03 01	SECRETARIA DEL H AYUNTAMIENTO	7,898,706.00	1,838,819.63	9,737,525.63	5,763.35	8,405,117.43	8,401,717.43	1,332,408.00
03 01 01	DESAPACHO DE SECRETARIA DEL H AYUNTAMIENTO	3,610,335.42	-424,266.66	3,186,068.76	0.00	3,186,068.76	3,183,468.76	0.00
03 01 02	DIRECCION DE ASUNTOS JURIDICOS	516,486.49	70,137.05	586,623.54	0.00	586,623.54	586,623.54	0.00
03 01 03	DIRECCION DE COMUNICACION SOCIAL	559,896.98	2,451,265.60	3,011,162.58	5,763.35	1,678,754.38	1,678,254.38	1,332,408.00
03 01 04	DIRECCION DE CULTURA	635,803.32	-27,115.28	608,688.04	0.00	608,688.04	608,688.04	0.00
03 01 05	DIRECCION DE DEPORTES	1,139,273.29	-48,114.15	1,091,159.14	0.00	1,091,159.14	1,090,859.14	0.00
03 01 08	JUNTA MUNICIPAL DE PUEBLO JUAREZ	1,260,910.50	-183,086.93	1,077,823.57	0.00	1,077,823.57	1,077,823.57	0.00
03 01 09	COMISARIAS MUNICIPALES	176,000.00	0.00	176,000.00	0.00	176,000.00	176,000.00	0.00
04	OFICIALIA MAYOR	20,882,694.58	-3,051,388.90	17,831,305.68	0.00	17,831,305.68	17,040,677.38	0.00
04 01	OFICIALIA MAYOR	20,882,694.58	-3,051,388.90	17,831,305.68	0.00	17,831,305.68	17,040,677.38	0.00
04 01 01	DESAPACHO DE OFICIALIA MAYOR	7,926,702.01	119,246.35	8,045,948.36	0.00	8,045,948.36	7,975,611.72	0.00
04 01 03	DEPARTAMENTO DE RECURSOS HUMANOS	12,663,604.86	-3,166,774.47	9,496,830.39	0.00	9,496,830.39	8,776,538.73	0.00
04 01 05	DEPARTAMENTO DE INFORMATICA	292,387.71	-3,860.78	288,526.93	0.00	288,526.93	288,526.93	0.00
05	TESORERIA MUNICIPAL	6,324,290.30	-865,500.51	5,458,789.79	0.00	5,458,789.79	5,451,274.79	0.00
05 01	TESORERIA MUNICIPAL	6,324,290.30	-865,500.51	5,458,789.79	0.00	5,458,789.79	5,451,274.79	0.00
05 01 01	DESAPACHO DE TESORERIA MUNICIPAL	5,306,394.79	-739,188.23	4,567,206.56	0.00	4,567,206.56	4,559,691.56	0.00
05 01 02	DIRECCION DE INGRESOS	197,443.44	41,849.83	239,293.27	0.00	239,293.27	239,293.27	0.00
05 01 03	DIRECCION DE EGRESOS Y CONTABILIDAD	478,245.71	-58,526.97	419,718.74	0.00	419,718.74	419,718.74	0.00
05 01 04	DIRECCION DE CATASTRO	342,206.36	-109,635.14	232,571.22	0.00	232,571.22	232,571.22	0.00
06	CONTRALOR MUNICIPAL	265,035.12	-5,000.00	260,035.12	6.00	260,029.12	260,029.12	6.00
06 01	CONTRALOR MUNICIPAL	265,035.12	-5,000.00	260,035.12	6.00	260,029.12	260,029.12	6.00
06 01 01	DESAPACHO DEL CONTRALOR MUNICIPAL	265,035.12	-5,000.00	260,035.12	6.00	260,029.12	260,029.12	6.00
07	DIRECCION DE OBRAS PUBLICAS, DESARROLLO URBANO Y ECOLOGIA	2,272,597.49	29,117,576.45	31,390,173.94	65,109.99	21,358,763.46	20,696,279.00	10,031,410.00
07 01	DIRECCION DE OBRAS PUBLICAS, DESARROLLO URBANO Y ECOLOGIA	2,272,597.49	29,117,576.45	31,390,173.94	65,109.99	21,358,763.46	20,696,279.00	10,031,410.00
07 01 01	DESAPACHO DE LA DIRECCION DE OBRAS PUBLICAS, DESARROLLO URBANO Y ECOLOGIA	2,272,597.49	-596,378.52	1,676,218.97	0.00	1,676,218.97	1,663,978.97	0.00
07 01 02	DEPARTAMENTO DE OBRAS PUBLICAS	0.00	29,713,954.97	29,713,954.97	65,109.99	19,682,544.49	19,032,300.03	10,031,410.00



MUNICIPIO DE COQUIMATLAN, COL.
Sistema Integral de Contabilidad Gubernamental
ESTADO ANALITICO DEL EJERCICIO DEL PRESUPUESTO DE EGRESOS
 Clasificación Administrativa
DEL 1 DE ENERO AL 31 DE OCTUBRE DE 2023

Análisis por: Clasificación Administrativa

Clave Presupuestaria	Descripción	UP-UR-UE	Aprobado Ene-Oct	Ampliaciones / (Reducciones) Ene-Oct	Modificado Ene-Oct	Dpc Ene-Oct	Devengado Ene-Oct	Pagado Ene-Oct	Subejercicio Ene-Oct
08	DIRECCION DE SERVICIOS PUBLICOS		16,278,181.99	-734,663.00	15,543,518.99	9,157.00	15,534,361.99	15,085,665.53	9,157.00
08 01	DIRECCION DE SERVICIOS PUBLICOS		16,278,181.99	-734,663.00	15,543,518.99	9,157.00	15,534,361.99	15,085,665.53	9,157.00
08 01 01	DESPACHO DE LA DIRECCION DE SERVICIOS PUBLICOS		16,092,149.95	-982,049.15	15,110,100.80	9,157.00	15,100,943.80	14,652,247.34	9,157.00
08 01 03	DEPARTAMENTO DE PARQUES Y JARDINES		71,821.26	290,171.59	361,992.85	0.00	361,992.85	361,992.85	0.00
08 01 04	DEPARTAMENTO DE RASTRO MUNICIPAL		6,000.00	4,735.36	10,735.36	0.00	10,735.36	10,735.36	0.00
08 01 06	DEPARTAMENTO DE PANTEON		108,210.78	-47,520.80	60,689.98	0.00	60,689.98	60,689.98	0.00
09	DIRECCION DE SEGURIDAD PUBLICA, TRANSITO Y VIALIDAD		14,350,088.00	-1,222,219.41	13,127,868.59	0.00	13,127,868.59	13,048,397.55	0.00
09 01	DIRECCION DE SEGURIDAD PUBLICA, TRANSITO Y VIALIDAD		14,350,088.00	-1,222,219.41	13,127,868.59	0.00	13,127,868.59	13,048,397.55	0.00
09 01 01	SEGURIDAD PUBLICA, TRANSITO Y VIALIDAD		14,350,088.00	-1,222,219.41	13,127,868.59	0.00	13,127,868.59	13,048,397.55	0.00
10	DIRECCION DE DESARROLLO MUNICIPAL		1,715,204.05	-72,866.08	1,642,337.97	0.00	1,642,337.97	1,641,837.97	0.00
10 01	DIRECCION DE DESARROLLO MUNICIPAL		1,715,204.05	-72,866.08	1,642,337.97	0.00	1,642,337.97	1,641,837.97	0.00
10 01 01	DESPACHO DE LA DIRECCION DE DESARROLLO MUNICIPAL		673,411.57	-79,258.70	594,152.87	0.00	594,152.87	593,652.87	0.00
10 01 02	DEPARTAMENTO DE PLANEACION		942,997.32	6,392.62	949,389.94	0.00	949,389.94	949,389.94	0.00
10 01 04	DEPARTAMENTO DE DESARROLLO RURAL		98,795.16	0.00	98,795.16	0.00	98,795.16	98,795.16	0.00
11	ORGANISMOS PUBLICOS DESCENTRALIZADOS		6,765,516.30	-205,594.09	6,559,922.21	0.00	6,559,922.21	6,559,922.21	0.00
11 01	ORGANISMOS PUBLICOS DESCENTRALIZADOS		6,765,516.30	-205,594.09	6,559,922.21	0.00	6,559,922.21	6,559,922.21	0.00
11 01 01	DIF MUNICIPAL		6,765,516.30	-205,594.09	6,559,922.21	0.00	6,559,922.21	6,559,922.21	0.00
12	OBRA PUBLICA E INVERSION		24,500,000.00	-	0.00	0.00	0.00	0.00	0.00
12 01	OBRA PUBLICA		24,500,000.00	-24,500,000.00	0.00	0.00	0.00	0.00	0.00
12 01 01	OBRA PUBLICA		24,500,000.00	-24,500,000.00	0.00	0.00	0.00	0.00	0.00
12 01 04	PROGRAMA PROAGUA URBANO		0.00	0.00	0.00	0.00	0.00	0.00	0.00
13	DEUDA PUBLICA		1,059,674.60	204,084.26	1,263,758.86	0.00	1,263,758.86	1,263,758.86	0.00
13 01	DEUDA PUBLICA		1,059,674.60	204,084.26	1,263,758.86	0.00	1,263,758.86	1,263,758.86	0.00
13 01 01	DEUDA PUBLICA		1,059,674.60	204,084.26	1,263,758.86	0.00	1,263,758.86	1,263,758.86	0.00
14	TRANSFERENCIAS, SUBSIDIOS Y AYUDAS		166,666.60	117,983.40	284,650.00	0.00	284,650.00	284,650.00	0.00
14 03	AYUDAS		166,666.60	117,983.40	284,650.00	0.00	284,650.00	284,650.00	0.00
14 03 01	AYUDAS SOCIALES A PERSONAS		166,666.60	117,983.40	284,650.00	0.00	284,650.00	284,650.00	0.00
TOTAL DEL GASTO:			107,666,080.94	448,619.66	108,114,700.60	80,036.34	96,741,718.92	94,707,522.90	11,372,981.68